

# 1B. "Play" Drills

Basses

- 
- 
- 
- 
- 
- 
- 
- 
- 
-



# 1B. "Play" Drills

Bass Clef

1. 

2. 

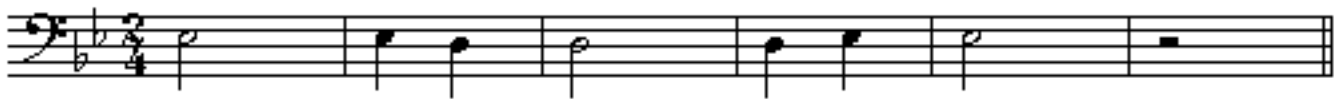
3. 

4. 

5. 

6. 

7. 

8. 

9. 

10. 

# 1B. "Play" Drills

E♭ Instruments

1. 

2. 


3. 

4. 

5. 

6. 

7. 

8. 

9. 

10.

# 1B. "Play" Drills

French Horn

This image contains ten musical drills for French Horn, numbered 1 through 10. Each drill is written on a single staff in treble clef with a key signature of one flat (Bb) and a time signature of 3/4. The drills consist of various rhythmic patterns of quarter and eighth notes, often with stems pointing up or down. Drill 1 starts with a quarter note on G4, followed by a quarter note on F4, and then a series of eighth notes. Drill 2 begins with a quarter note on G4, followed by a quarter note on F4, and then a series of eighth notes. Drill 3 starts with a quarter note on G4, followed by a quarter note on F4, and then a series of eighth notes. Drill 4 begins with a quarter note on G4, followed by a quarter note on F4, and then a series of eighth notes. Drill 5 starts with a quarter note on G4, followed by a quarter note on F4, and then a series of eighth notes. Drill 6 begins with a quarter note on G4, followed by a quarter note on F4, and then a series of eighth notes. Drill 7 starts with a quarter note on G4, followed by a quarter note on F4, and then a series of eighth notes. Drill 8 begins with a quarter note on G4, followed by a quarter note on F4, and then a series of eighth notes. Drill 9 starts with a quarter note on G4, followed by a quarter note on F4, and then a series of eighth notes. Drill 10 begins with a quarter note on G4, followed by a quarter note on F4, and then a series of eighth notes. Each drill concludes with a whole rest on the final line of the staff.

- 1.
- 2.
- 3.
- 4.
- 5.
- 6.
- 7.
- 8.
- 9.
- 10.

# 1B. "Play" Drills

C Instruments

1. 

2. 


3. 

4. 

5. 

6. 

7. 

8. 

9. 

10. 



